







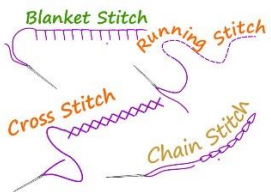


Year 6 Design and Technology - Make do and Mend (Textiles)

What should I already know?	What am I going to learn in this unit?	Vocabulary I need to know	
<p><u>Food Technology</u></p> <ul style="list-style-type: none"> I know how to adapt a traditional recipe, understanding that the nutritional value of a recipe alters if you remove, substitute or add additional ingredients. I can suggest recipe alterations for a purpose. I can demonstrate how to work safely and hygienically when handling food. I can follow a recipe, including using the correct quantities of each ingredient. I can evaluate different foods, considering: taste, smell, texture and origin of the food group. I can give examples of how to stop cross contamination - I can explain what different types of dietary needs there are. 	<ul style="list-style-type: none"> I can give examples of how different designers and brands have upcycled items of clothing. I can create different designs that use the materials I have been given. I can use exploded diagrams to show different levels of detail with my design. I can select or reuse a fastening for a purpose. I can create a paper prototype of my design to turn into pattern pieces. I can accurately cut my pattern pieces. I can use a range of appropriate stitches to hold my design together securely. I can add decorative detail to make my product appealing. I can evaluate my product for purpose and visual appeal. 	<p>Upcycling </p>	<p>When you reuse materials or objects which may have been thrown away to create something new.</p>
		<p>Sustainable </p>	<p>When we make sure that the impact we have on something doesn't stop it being around in the future.</p>
		<p>Textiles </p>	<p>Different materials.</p>
		<p>Fastening </p>	<p>Things like zips or buttons to hold material together</p>
		<p>Prototype </p>	<p>When you make your design out of paper to see if it will work.</p>
		<p>Pattern Pieces </p>	<p>The pieces of your design that are cut out ready to be joined together.</p>
		<p>Decorative </p>	<p>Adding colour or parts to make the product look better.</p>
		<p>Appealing </p>	<p>Making something look attractive and exciting.</p>
		<p>Stitches </p>	